

BUCKINGHAM INDUSTRIES LIMITED

2nd Floor, 22 Community Centre, Basant Lok, Vasant Vihar, New Delhi – 110 057

Tel: 011-26145816 Fax: 011-26143394

11.01.2013

The
Manager
Calcutta Stock Exchange Limited
7, Lyons Range,
Kolkata- 700001

Sub:- Shareholding pattern under clause 35 of Listing Agreement

Dear Sir,


Please find attached Shareholding pattern under clause 35 of Listing Agreement for the quarter ended 31.12.2012 of BUCKINGHAM INDUSTRIES LIMITED.

Thanking You,
Yours faithfully,

FOR Buckingham Industries Limited

Buckingham Industries Ltd

(Authorised Signatory)


Director


Introductory sub-table (I)(a) Statement showing Shareholding Pattern			
Name of the Company: Buckingham Industries Limited			
Scrip Code- DSE, Name of the scrip, class of security: Equity			
Quarter ended: 31 DEC 2012			
Partly paid-up shares:-	No. of partly paid-up shares	As a % of total no. of partly paid-up shares	As a % of total no. of shares of the company
Held by promoter/promoter group	0	0	0
Held by public	0	0	0
Total	0	0	0
Outstanding convertible securities:-	No. of outstanding securities	As a % of total no. of outstanding convertible securities	As a % of total no. of shares of the company, assuming full conversion of the convertible securities
Held by promoter/promoter group	0	0	0
Held by public	0	0	0
Total	0	0	0
Warrants:-	No. of warrants	As a % of total no. of warrants	As a % of total no. of shares of the company, assuming full conversion of warrants
Held by promoter/promoter group	0	0	0
Held by public	0	0	0
Total	0	0	0
Total paid-up capital of the company, assuming full conversion of warrants and convertible securities	2,45,000		

Buckingham Industries Ltd,

Ravi
Director

Statement Showing Shareholding Pattern


Category code	Category of Shareholder	Number of Shareholders	Total number of shares	Number of shares held in dematerialized form	Total shareholding as a percentage of total number of shares		Shares Pledged or otherwise encumbered	As a percentage (IX) = (VIII)/(IV)*100
					As a percentage of (A+B) ¹ (VI)	As a percentage of (A+B+C) (VII)		
(I)	(II)	(III)	(IV)	(V)	(VI)	(VII)	(VIII)	(IX)
(A)	Shareholding of Promoter and Promoter Group²							
1	Indian							
(a)	Individuals/ Hindu Undivided Family	1	72000	0	29.39	29.39	0	0.00
(b)	Central Government/ State Government(s)				0.00	0.00		0.00
(c)	Bodies Corporate	0	0	0	0.00	0.00	0	0.00
(d)	Financial Institutions/ Banks				0.00	0.00		0.00
(e)	Any Others(Specify)				0.00	0.00		0.00
(e-i)					0.00	0.00		0.00
(e-ii)					0.00	0.00		0.00
	Sub Total(A)(I)	1	72000	0	29.39	29.39	0	0.00
2	Foreign							
a	Individuals (Non-Residents)							
	Individuals/ Foreign Individuals)	0	0	0	0.00	0.00		0.00
b	Bodies Corporate	0	0	0	0.00	0.00	0	0.00
c	Institutions	0	0	0	0.00	0.00	0	0.00
d	Qualified Foreign Investor	0	0	0	0.00	0.00	0	0.00
e	Any Others(Specify)	0	0	0	0.00	0.00	0	0.00
e-i		0	0	0	0.00	0.00	0	0.00
e-ii								
	Sub Total(A)(2)	0	0	0	0.00	0.00	0	0.00
	Total Shareholding of Promoter and Promoter Group (A)= (A)(I)+(A)(2)	1	72000	0	29.39	29.39	0	0.00
(B)	Public shareholding							
1	Institutions							
(a)	Mutual Funds/ UTI	0	0	0	0	0	0	0

Buckingham Industries Ltd.

Director

(b)	Financial Institutions / Banks	0	0	0	0	0	0	0	0	0	0	0	0
(c)	Central Government/ State Government(s)	0	0	0	0	0	0	0	0	0	0	0	0
(d)	Venture Capital Funds	0	0	0	0	0	0	0	0	0	0	0	0
(e)	Insurance Companies	0	0	0	0	0	0	0	0	0	0	0	0
(f)	Foreign Institutional Investors	0	0	0	0	0	0	0	0	0	0	0	0
(g)	Foreign Venture Capital Investors	0	0	0	0	0	0	0	0	0	0	0	0
(h)	Qualified Foreign Investor	0	0	0	0	0	0	0	0	0	0	0	0
(i)	Any Other (specify)	0	0	0	0	0	0	0	0	0	0	0	0
(i-ii)													
(i-ii)													
	Sub-Total (B)(I)	0	0	0	0	0	0	0	0	0	0	0	0
B 2	Non-institutions												
(a)	Bodies Corporate	5	169600	0	69.22	69.22	0	0.00	0	0.00	0	0.00	0.00
(b)	Individuals												
I	Individuals -i. Individual shareholders holding nominal share capital up to Rs 1 lakh	68	3400	0	1.39	2.04	0	0.00	0	0.00	0	0.00	0.00
II	ii. Individual shareholders holding nominal share capital in excess of Rs. 1 lakh.	0	0	0	0	0	0	0.00	0	0.00	0	0.00	0.00
(c)	Qualified Foreign Investor	0	0	0	0	0	0	0.00	0	0.00	0	0.00	0.00
(d)	Any Other (specify)	0	0	0	0	0	0	0.00	0	0.00	0	0.00	0.00
(d-i)													
(d-ii)													
	Sub-Total (B)(2)	73	173000	0	70.61	70.61	0	0.00	0	0.00	0	0.00	0.00
(B)	Total Public Shareholding (B)= (B)(1)+(B)(2)	73	173000	0	70.61	70.61	0	0.00	0	0.00	0	0.00	0.00
	TOTAL (A)+(B)	74	245000	0	100.00	100.00	0	0.00	0	0.00	0	0.00	0.00
(C)	Shares held by Custodians and against which Depository Receipts have been issued												
1	Promoter and Promoter Group					0.00	0	0.00	0	0.00	0	0.00	0.00
2	Public					0.00	0	0.00	0	0.00	0	0.00	0.00
	Sub-Total (C)	0	0	0	0.00	0.00	0	0.00	0	0.00	0	0.00	0.00

Buckingham Industries Ltd.
[Signature]
 Director

	GRAND TOTAL (A)+(B)+(C)	74	245000	0	100.00	0	0.00


Puchanathan Industries Ltd.

 Director

(D)(b) Statement showing holding of securities (including shares, warrants, convertible securities) of persons belonging to the category "Promoter and Promoter Group"

Sr. No.	Name of the shareholder (II)	Details of Shares held		Encumbered shares (*)		Details of warrants		Details of convertible securities		Total shares (including underlying shares assuming full conversion of warrants and convertible securities) as a % of diluted share capital
		Number of shares held	As a % of grand total (A)+(B)+(C)	No.	As a % of grand total (A)+(B)+(C) of sub-clause (I)(a)	Number of warrants held	As a % of total number of warrants of the same class	Number of convertible securities held	As a % of total number of convertible securities of the same class	
(I)		(III)	(IV)	(V)	(VII)	(VIII)	(IX)	(X)	(XI)	(XII)
1	SITA RANI	72000	29.39	0	0	0	0	0	0	0
TOTAL		72000	29.39	0	0	0	0	0	0	0

(* The term "encumbrance" has the same meaning as assigned to it in regulation 28(3) of the SAST Regulations, 2011

Buckingham Industries Ltd.


Director

D)(c)(i) Statement showing holding of securities (including shares, warrants, convertible securities) of persons belonging to the category "Public" and holding more than 1% of the total number of shares

Sr. No.	Name of the shareholder	Number of shares held	Shares as a percentage of total number of shares (i.e., Grand Total (A)+(B)+(C) indicated in Statement at para (D)(a) above)	Details of warrants		Details of convertible securities		Total shares (including underlying shares assuming full conversion of warrants and convertible securities) as a % of diluted share capital
				Number of warrants held	As a % total number of warrants of the same class	Number of convertible securities held	% w.r.t total number of convertible securities of the same class	
1	Aditya Estates pvt. Limited	72000	29.39					
2	Duncan macneil construction and developers limited	24000	9.80					
3	Jeewan Commercials pvt.Limited	24000	9.80					
4	William Jacks & Company India Limited	48000	19.59					
	TOTAL	168000	68.57					

Budhacharya Industries Ltd.

[Signature]
Director

(1)(c)(ii) Statement showing holding of securities (including shares, warrants, convertible securities) of persons (together with PAC) belonging to the category "Public" and holding more than 5% of the total number of shares of the company

Sr. No.	Name(s) of the shareholder(s) and the Persons Acting in Concert (PAC) with them	Number of shares	Shares as a percentage of total number of shares (i.e., Grand Total (A)+(B)+(C) indicated in Statement at para (1)(a) above)	Details of warrants		Details of convertible securities		Total shares (including underlying shares assuming full conversion of warrants and convertible securities) as a % of diluted share capital
				Number of warrants	As a % total number of warrants of the same class	Number of convertible securities held	% w.r.t total number of convertible securities of the same class	
1	Aditya Estates Pvt. Limited	72000	29.39					
2	Duncan macneil construction and developers	24000	9.80					
3	Jeevan Commercials Pvt.Limited	24000	9.80					
4	William Jacks & Company India Limited	48000	19.59					
	Total	168000	68.57					


Subscribed and verified as per the above

[Signature]
Director

(II)(a) Statement showing details of Depository Receipts (DRs)

Sr. No.	Type of outstanding DR (ADRs, GDRs, SDRs, etc.)	Number of outstanding DRs	Number of shares underlying outstanding DRs	Shares underlying outstanding DRs as a percentage of total number of shares (i.e., Grand Total (A)+(B)+(C) indicated in Statement at para (D)(a) above:
1				0.00
2				0.00
3				0.00
4				0.00
5				0.00
6				0.00
7				0.00
8				0.00
9				0.00
TOTAL		0	0	0.00

Buckingham Industries Ltd.


Director

